



District Report Card: 2017


State: Uttarakhand	District: Almora
Class: 5	Subject: Language
Schools: 61	Students: 471


Participation/Coverage


Students

<div>GENDER</div> <div></div>	Boys				Girls			
	Number		%		Number		%	
	210		44.59		261		55.41	

<div>AREA</div> <div></div>	Rural				Urban			
	Number		%		Number		%	
	463		98.30		8		1.70	

<div>CATEGORY</div> <div></div>	SC		ST		OBC		GEN	
	Number	%	Number	%	Number	%	Number	%
	221	46.92	0	0.00	12	2.55	238	50.53

<div>CWSN</div> <div></div>	LD	VI	HI	S&LD	ID	Oth
	0	0	1	0	1	0

<div>Management</div> <div></div>	Government				Government-aided			
	Number		%		Number		%	
	463		98.30		8		1.70	

Average Performance of Students in Language (%)

Overall	Gender		Area		Management		Social Group			
	Male	Female	Rural	Urban	Govt.	Aided	SC	ST	OBC	GEN
62.21	62.95	61.61	62.17	64.17	62.17	64.17	60.27	0.00	71.67	63.53

Performance on Learning Outcomes (LOs)

Learning Outcomes	Description	Average Performance(%)
L504	Reads and comprehends independently storybooks, news items/ headlines, advertisements etc.	61.19
L508	Reads text with comprehension, locates details and sequence of events	62.72

Range of Performance of Students who Answered Correctly							
Below 30%		30% - 50%		50% - 75%		Above 75%	
Number	%	Number	%	Number	%	Number	%
48	10.19	103	21.87	168	35.67	152	32.27

Lowest Performing Learning Outcomes (LOs)

- 1 - Reads and comprehends independently storybooks, news items/ headlines, advertisements etc. (61.19)
- 2 - Reads text with comprehension, locates details and sequence of events (62.72)